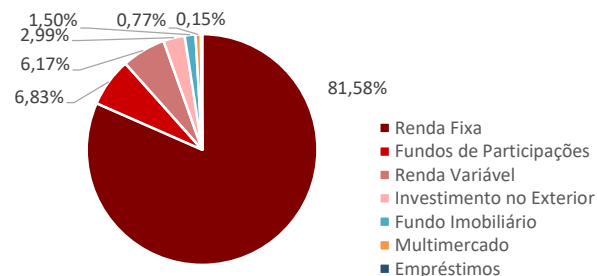


## Características



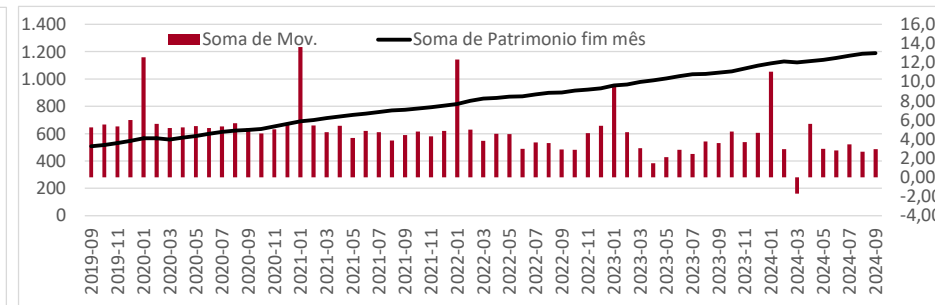
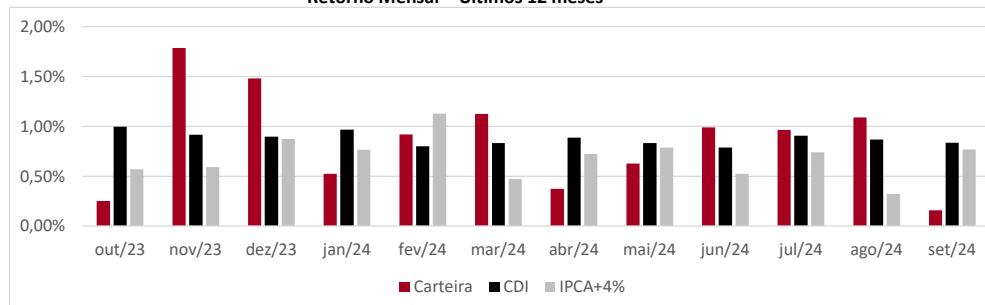
**Política de Investimentos:** Investe os recursos, principalmente, em cotas de fundos que atuam em diversos mercados, sem o compromisso de concentração em fator de risco específico.

Retorno (%)	Ano	12 meses	24 meses
Carteira	6,97%	10,77%	22,50%
CDI	7,99%	11,05%	25,97%
IPCA	3,31%	4,42%	9,84%
IPCA+4%	6,41%	8,58%	18,77%
IMA-B5	5,30%	8,43%	21,06%
Poupança	5,18%	7,04%	15,94%
IBOVESPA	-1,77%	13,08%	19,79%
MSCI World	32,19%	41,95%	57,70%
MSCI Europe	23,95%	32,67%	54,13%

\* Cf. MP 567/12

## Gráficos

Retorno Mensal - Últimos 12 meses



Retorno Mensal (%)	set/24	ago/24	jul/24	jun/24	mai/24	abr/24	mar/24	fev/24	jan/24	dez/23	nov/23	out/23
Carteira	0,16%	1,09%	0,96%	0,99%	0,63%	0,37%	1,12%	0,92%	0,53%	1,48%	1,79%	0,25%
CDI	0,84%	0,87%	0,91%	0,79%	0,83%	0,89%	0,83%	0,80%	0,97%	0,89%	0,92%	1,00%
IPCA	0,44%	-0,02%	0,38%	0,21%	0,46%	0,38%	0,16%	0,83%	0,42%	0,56%	0,28%	0,24%
IPCA+4%	0,77%	0,32%	0,74%	0,52%	0,79%	0,72%	0,47%	1,13%	0,76%	0,87%	0,59%	0,57%
IMA-B5	0,40%	0,59%	0,91%	0,39%	1,05%	-0,20%	0,77%	0,59%	0,68%	1,46%	1,80%	-0,31%
Poupança	0,57%	0,57%	0,57%	0,54%	0,59%	0,60%	0,53%	0,51%	0,59%	0,57%	0,58%	0,61%
IBOVESPA	-3,08%	6,54%	3,02%	1,48%	-3,04%	-1,70%	-0,71%	0,99%	-4,79%	5,38%	12,54%	-2,94%
MSCI World	-2,06%	2,40%	3,59%	8,10%	5,64%	-0,45%	3,25%	4,74%	3,48%	2,81%	6,58%	-2,00%
MSCI Europe	-3,38%	3,61%	3,98%	3,53%	5,51%	1,01%	3,58%	2,01%	2,14%	2,93%	7,03%	-2,84%



**: LÂMINA MENSAL - RG**

setembro de 2024

## Composição da Carteira

Retorno Nominal em % | Retorno Relativo ao índice de referência

Performance dos Fundos em Carteira			Mês			Ano		12 meses		Início do investimento			Patrimônio	
Nome	Índice ref.	% PL	Início	Nominal	Relativo	Nominal	Relativo	Nominal	Relativo	Nominal	Relativo	Volatilidade	R\$	R\$ milhões
Bela Cintra FI RF	IPCA+4%	38,21%	13/nov/13	0,57%	74,42%	7,12%	111,18%	10,01%	116,62%	239,53%	118,31%	0,45%	R\$	462,05
Itaú Institucional Optimus RF LP FICFI	CDI	7,01%	29/abr/22	1,06%	126,43%	8,88%	111,25%	11,69%	105,80%	32,97%	100,44%	0,70%	R\$	84,72
Itaú Inst Global Dinâmico RF	CDI	6,44%	20/fev/20	1,06%	127,28%	8,02%	100,45%	11,35%	102,72%	49,14%	106,08%	0,65%	R\$	77,89
Itau Inst BOV11 FIC FIA	Ibovespa	4,97%	04/ago/23	-3,00%	97,58%	-1,40%	79,52%	13,62%	104,06%	11,03%	107,06%	12,98%	R\$	60,04
BTGP Economia Real FIP Multi	IPCA+6,5%	4,00%	19/out/20	-0,17%	-17,55%	3,08%	36,98%	2,57%	22,98%	109,55%	167,33%		R\$	48,39
Itaú Institucionais Legend RF LP Fc	CDI	3,91%	02/out/19	1,23%	147,50%	9,68%	121,20%	13,66%	123,61%	57,55%	117,51%	1,57%	R\$	47,24
Capitânia Premium FIC FIRF CP LP	CDI	3,00%	04/jun/21	0,36%	43,34%	7,84%	98,11%	10,32%	93,43%	42,00%	100,39%	0,92%	R\$	36,23
BNP Paribas Cred Inst FICFI RF CP LP	CDI	2,78%	11/out/23	0,87%	103,73%	8,61%	107,77%			11,55%	108,66%	0,08%	R\$	33,60
Itaú Inst RF Inflação 5 FICFI	IMA-B5	2,75%	19/jun/19	0,39%	95,91%	5,16%	97,25%	8,23%	97,60%	54,00%	97,22%	1,75%	R\$	33,30
Vot Allianzgi Euro Eq Growth FIM IE	MSCI Europe	2,02%	22/mai/19	-2,54%	75,10%	23,22%	96,95%	39,53%	120,99%	104,64%	122,30%	16,51%	R\$	24,43
Sul America Cred Institucional ESG FI F	CDI	1,68%	21/jun/23	1,05%	126,08%	10,31%	129,09%	13,86%	125,43%	19,51%	129,84%	0,32%	R\$	20,34
Bradesco Inst FIC FI RF IMA-B5	IMA-B5	1,64%	16/ago/23	0,38%	93,65%	5,05%	95,20%	8,10%	96,05%	7,99%	95,45%	1,78%	R\$	19,84
Itaú Soberano RF Simples LP FICFI	CDI	1,61%	02/set/19	0,83%	99,13%	7,94%	99,43%	10,96%	99,17%	48,87%	98,35%	0,04%	R\$	19,52
Porto Seguro RF DI CP	CDI	1,53%	18/jul/24	0,91%	109,20%					2,24%	108,40%	0,16%	R\$	18,45
BTG Pactual Créd Corp I FIQFI RF CP	CDI	1,49%	30/ago/21	0,94%	112,06%	10,07%	126,14%	13,87%	125,58%	46,67%	115,57%	0,29%	R\$	18,02
LFT	CDI	1,43%	05/dez/23	0,75%	90,16%	7,73%	96,74%			8,57%	97,33%		R\$	17,30
Itaú Institucional RF Referenciado DI	CDI	1,34%	15/fev/24	0,86%	102,88%					6,85%	104,59%	0,08%	R\$	16,25
XP Corporate Light FI RF CP LP	CDI	1,24%	24/jan/23	0,91%	108,76%	9,09%	113,81%	12,58%	113,85%	22,78%	108,39%	0,28%	R\$	14,93
BTG Pactual Inv de Impacto FIP Mult	IPCA+6,5%	1,16%	30/ago/21	-2,83%	-292,21%	13,90%	166,89%	13,21%	118,11%	23,22%	52,09%	21,96%	R\$	14,01
Inter Corporate RF Crédito Privado	CDI	1,11%	15/mai/24	0,84%	101,16%					4,01%	103,18%	0,08%	R\$	13,45
MAG Renda Fixa FI	CDI	1,03%	13/set/23	0,86%	103,14%	8,18%	102,47%	11,41%	103,28%	12,06%	103,20%	0,23%	R\$	12,49
Schroder Sustent Ações Globais IS IE	MSCI World	0,96%	24/mai/24	-2,23%	108,17%					11,78%	85,80%	15,35%	R\$	11,67
Sul América Excellence FI RF CP	CDI	0,83%	24/jan/23	0,93%	110,90%	9,62%	120,52%	13,04%	118,05%	23,56%	112,11%	0,24%	R\$	9,99
AZ Quest Small Mid Caps Inst. FICFIA	SMLL	0,82%	09/jun/20	-2,61%	59,13%	0,68%	-4,96%	8,99%	-239,40%	16,19%	-134,08%	14,26%	R\$	9,86
Capitânia Reit Inst Fc FIM CP	IFIX	0,77%	25/jun/19	-2,41%	93,37%	1,73%	-1050,60%	4,53%	168,25%	52,35%	192,16%	3,20%	R\$	9,29
Bradesco RF Referenciado DI Federal E	CDI	0,73%	12/ago/24	0,81%	96,99%					1,36%	98,03%	0,04%	R\$	8,85
BTG Pactual Explorér Inst FI RF LP	CDI	0,72%	13/mar/24	1,10%	132,05%					3,48%	61,01%	1,35%	R\$	